



**NIST Interagency Report
NIST IR 8270**

**Introduction to Cybersecurity for
Commercial Satellite Operations**

Matthew Scholl
Theresa Suloway

This publication is available free of charge from:
<https://doi.org/10.6028/NIST.IR.8270>

**NIST Interagency Report
NIST IR 8270**

Introduction to Cybersecurity for Commercial Satellite Operations

Matthew Scholl
*Computer Security Division
Information Technology Laboratory*

Theresa Suloway
The MITRE Corporation

This publication is available free of charge from:
<https://doi.org/10.6028/NIST.IR.8270>

July 2023



U.S. Department of Commerce
Gina M. Raimondo, Secretary

National Institute of Standards and Technology
Laurie E. Locascio, NIST Director and Under Secretary of Commerce for Standards and Technology

Certain commercial equipment, instruments, software, or materials, commercial or non-commercial, are identified in this paper in order to specify the experimental procedure adequately. Such identification does not imply recommendation or endorsement of any product or service by NIST, nor does it imply that the materials or equipment identified are necessarily the best available for the purpose.

There may be references in this publication to other publications currently under development by NIST in accordance with its assigned statutory responsibilities. The information in this publication, including concepts and methodologies, may be used by federal agencies even before the completion of such companion publications. Thus, until each publication is completed, current requirements, guidelines, and procedures, where they exist, remain operative. For planning and transition purposes, federal agencies may wish to closely follow the development of these new publications by NIST.

Organizations are encouraged to review all draft publications during public comment periods and provide feedback to NIST. Many NIST cybersecurity publications, other than the ones noted above, are available at <https://csrc.nist.gov/publications>.

NIST Technical Series Policies

[Copyright, Use, and Licensing Statements](#)

[NIST Technical Series Publication Identifier Syntax](#)

Publication History

Approved by the NIST Editorial Review Board on 2023-06-09

How to Cite this NIST Technical Series Publication:

Scholl M, Suloway T (2023) Introduction to Cybersecurity for Commercial Satellite Operations. (National Institute of Standards and Technology, Gaithersburg, MD), NIST Interagency or Internal Report (IR) NIST IR 8270. <https://doi.org/10.6028/NIST.IR.8270>

Author ORCID iDs

Matthew Scholl: 0000-0002-6534-3253

Contact Information

ir8270@nist.gov

National Institute of Standards and Technology
Attn: Computer Security Division, Information Technology Laboratory
100 Bureau Drive (Mail Stop 8930) Gaithersburg, MD 20899-8930

All comments are subject to release under the Freedom of Information Act (FOIA).

Abstract

Space is a newly emerging commercial critical infrastructure sector that is no longer the domain of only national government authorities. Space is an inherently risky environment in which to operate, so cybersecurity risks involving commercial space – including those affecting commercial satellite vehicles – need to be understood and managed alongside other types of risks to ensure safe and successful operations. This report provides a general introduction to cybersecurity risk management for the commercial satellite industry as they seek to start managing cybersecurity risks in space. This document is by no means comprehensive in terms of addressing all of the cybersecurity risks to commercial satellite infrastructure, nor does it explore risks to satellite vehicles, which may be introduced through the implementation of cybersecurity controls. The intent is to present basic concepts, generate discussions, and provide sample references for additional information on pertinent cybersecurity risk management models.

Keywords

commercial space satellite operations; cybersecurity; cybersecurity risk management; risk management.

Reports on Computer Systems Technology

The Information Technology Laboratory (ITL) at the National Institute of Standards and Technology (NIST) promotes the U.S. economy and public welfare by providing technical leadership for the Nation’s measurement and standards infrastructure. ITL develops tests, test methods, reference data, proof of concept implementations, and technical analyses to advance the development and productive use of information technology. ITL’s responsibilities include the development of management, administrative, technical, and physical standards and guidelines for the cost-effective security and privacy of other than national security-related information in federal information systems.

Audience

The primary audience for this publication includes chief information officers (CIOs), chief technology officers (CTOs), and risk officers of organizations who are using or plan to use commercial satellite operations and are new to cybersecurity risk management for these operations.

Patent Disclosure Notice

NOTICE: ITL has requested that holders of patent claims whose use may be required for compliance with the guidance or requirements of this publication disclose such patent claims to ITL. However, holders of patents are not obligated to respond to ITL calls for patents and ITL has not undertaken a patent search in order to identify which, if any, patents may apply to this publication.

As of the date of publication and following call(s) for the identification of patent claims whose use may be required for compliance with the guidance or requirements of this publication, no such patent claims have been identified to ITL.

No representation is made or implied by ITL that licenses are not required to avoid patent infringement in the use of this publication.

Table of Contents

Executive Summary	1
1. Introduction	2
1.1. Purpose and Scope	2
1.2. Report Structure	2
2. Conceptual High-Level Architecture of Satellite Operations	4
2.1. Space Architecture Segments	4
2.1.1. Space Segment:	4
2.1.2. Key Considerations and Communications	5
2.1.3. Other Space Architecture Segments	6
2.2. Spacecraft Vehicle Life Cycle Phases	6
2.2.1. Operational Phase	6
2.2.2. Other Phases	7
3. An Introduction to the Cybersecurity Framework	8
4. Creating a Cybersecurity Program for Space Operations	11
4.1. Using the Cybersecurity Framework to Develop a Profile	11
4.2. Case Study Example	12
4.2.1. Scenario Background	13
4.3. Conclusion	30
References	31
Appendix A. Examples of Relevant Regulations	33
Appendix B. List of Symbols, Abbreviations, and Acronyms	35
Appendix C. Glossary	37

List of Tables

Table 1. Mapping of cybersecurity potential threats to business impacts	14
Table 2. Current Profile	15
Table 3. Notional risk assessment example	17
Table 4. Selection of subcategories to cybersecurity potential threats	18
Table 5. Target Profile	23

List of Figures

Fig. 1. Major parts of the conceptual high-level architecture of space operations	4
Fig. 2. Major communication links used in space systems	6
Fig. 3. Phases of operations	Error! Bookmark not defined.
Fig. 4. The Cybersecurity Framework	9
Fig. 5. Framework core structure	9

Fig. 6. Example of the Identify function from the Framework for Improving Critical Infrastructure Cybersecurity, Version 1.1. 10

Acknowledgments

The authors wish to thank all contributors to this publication, especially Karen Scarfone and Greg Witte for their technical contributions, Scott Kordella for his tireless assistance, and Isabel Van Wyk for her outstanding technical editing.

Executive Summary

As stated in the September 2018 United States National Cyber Strategy, the U.S. Government considers unfettered access to and freedom to operate in space vital to advancing the security, economic prosperity, and scientific knowledge of the Nation. Space Policy Directive 5 (SPD-5) was released in 2020 to address the need for cybersecurity in space systems and directed federal agencies to work with non-government space operators to define and establish cybersecurity-informed norms for space systems. This profile is part of the effort of the National Institute of Standards and Technology (NIST) to support SPD-5 and its goals for securing space.

Cyber-related threats to space assets (e.g., commercial satellites) and supporting infrastructure pose increasing risk to this economic promise and commercial space emerging markets. Commercial satellite operations occur in an inherently risky environment. Physical risks to these operations are generally quantifiable and have the most likely potential to adversely impact the businesses that operate commercial satellites, usually in low-earth orbit. While this is the primary risk consideration for satellite operations, continued growth in this new commercial infrastructure allows for opportunities to address cybersecurity risks along with other risk elements.¹

Methods for the creation, maintenance, and implementation of a cybersecurity program for many commercial and international markets include products in national and international standard-setting organizations (SSOs), as well as the use of risk management guidance from NIST. NIST risk management guidance includes specific technical references, cybersecurity control catalogues, the Information Technology Risk Management Framework, and the Cybersecurity Framework (CSF).

The intent of this document is to introduce the CSF to commercial space businesses. This includes describing a specific method for applying the CSF to a small portion of commercial satellite operations (e.g., a small sensing satellite), creating an example CSF set of desired security outcomes based on missions and anticipated threats, and describing an abstracted set of cybersecurity outcomes, requirements, and suggested cybersecurity controls.

NIST asks the commercial satellite operations community to use this document as an informative reference to assist in managing cybersecurity risks and to consider how cybersecurity requirements might coexist within space vehicle system requirements. The example requirements listed in this document could be used to create an initial baseline. However, NIST recommends that organizations use this document in coordination with NIST references and applicable SSO materials to create customized cybersecurity outcomes, requirements, and controls to support an organization's particular business needs and address its individual threat models.

This report focuses on uncrewed commercial space vehicles that will not dock with human-occupied spacecraft.

¹ These can include but are not limited to physical risks, EMI/EMC, financial risks, and supplier and customer risks.

1. Introduction

The concept of a commercial space sector has been evolving for some time. In 2007, the U.S. Leadership in Space Commerce Strategic Plan stated,

From television and data communications, to personal navigation, to internet-based satellite imagery, space commerce has enabled countless new economic benefits for our nation. In addition, the expansion of the global market for commercial space capabilities has generated robust worldwide competition. [3]

In 2010, the White House National Space Policy stated,

The term “commercial,” for the purposes of this policy, refers to space goods, services, or activities provided by private sector enterprises that bear a reasonable portion of the investment risk and responsibility for the activity, operate in accordance with typical market-based incentives for controlling cost and optimizing return on investment, and have the legal capacity to offer these goods or services to existing or potential nongovernmental customers. [4]

Today, space continues to be an evolving commercial sector that is no longer the domain of only national government authorities. The commercial uses of space for research and development, material sciences, communication, and sensing are growing in size, scale, and importance for the future of the U.S. economy. Space is an inherently risky environment in which to operate, so cybersecurity risks involving commercial space need to be understood and managed alongside other types of risks to ensure safe and successful operations.

1.1. Purpose and Scope

This report provides a general introduction to cybersecurity risk management for the commercial space commerce industry. This document does not apply to federally acquired and operated systems, which are regulated by other authorities. This document is by no means comprehensive in terms of addressing all cybersecurity risks to commercial space infrastructure, nor does it explore how cybersecurity solutions might introduce risk to a space vehicle. The intent is to introduce basic concepts, generate discussions, clear confusion, and provide references for additional information on pertinent cybersecurity risk management concepts. ***This report focuses on uncrewed commercial space vehicles that will not dock with human-occupied spacecraft.***

The Cybersecurity Policy for Space Systems Used to Support National Security Missions (CNSSP-12) [7] governs the acquisition of national security space systems. The CSF is non-regulatory, and the scope applies to commercial entities that operate space vehicles and payloads that are not owned, operated, controlled, or leased by the U.S. Government.

1.2. Report Structure

This report is organized into the following sections and appendices:

- Section 2 provides a notional, conceptual, high-level architectural view of commercial satellite operations.
- Section 3 describes the steps of the Cybersecurity Framework.
- Section 4 provides a notional example of how a satellite organization might apply the Cybersecurity Framework steps to their space vehicles.
- Appendix A provides examples of regulations that may be relevant to commercial satellite operations.
- Appendix B lists the acronyms used in this report.

2. Conceptual High-Level Architecture of Satellite Operations

This section provides a notional, conceptual, high-level architectural view of commercial, uncrewed space operations. This view can be helpful in understanding, assigning, and managing cybersecurity requirements and risks associated with different owners and operators of different parts of the architecture. This architecture can be under the sole control of one system owner or shared among numerous public, commercial, and private owners.

2.1. Space Architecture Segments

Once in operation, space vehicles share an ecosystem that has no national and few natural boundaries and where safety is a communal concern. For the purposes of this paper and to facilitate subsequent discussions in setting, expressing, or meeting cybersecurity requirements, NIST notionally defines the scope of a commercial space operations architecture to include the following segments.

2.1.1. Space Segment:

The *space vehicle* or *satellite* consists of the platform and one or more payloads. The bus consists of the components of the vehicle associated with the “flying of the satellite,” such as power, structure, attitude control system, processing and command control, and telemetry. The spacecraft can carry many specialized payloads to conduct missions, including remote sensing and communications. The bus and the payload generally combine to form the satellite.

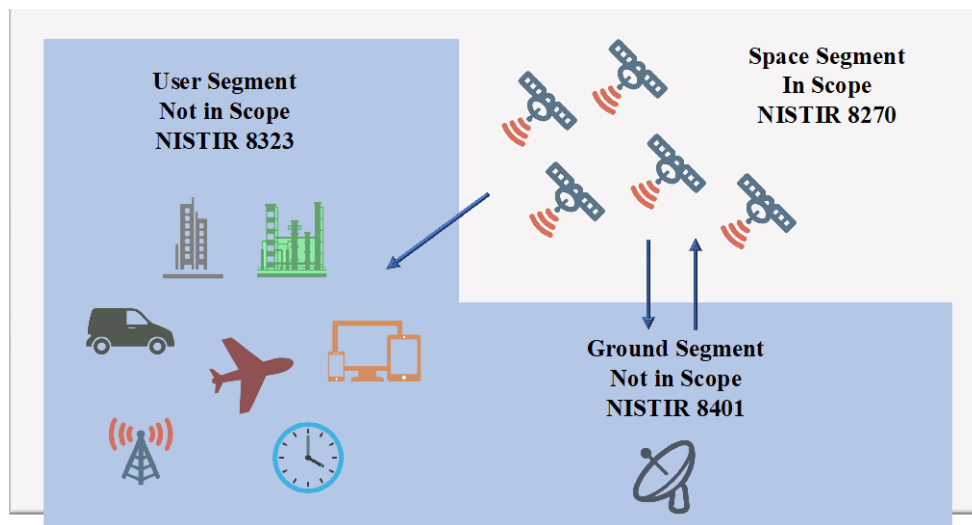


Fig. 1. Major parts of the conceptual high-level architecture of space operations

Figure 1 reflects the major parts of the conceptual high-level architecture of satellite operations. This architecture is for uncrewed spacecraft and does not include cybersecurity requirements for human space systems, human spacecraft, or systems that will dock with human systems and/or lunar landers.

2.1.2. Key Considerations and Communications

Link sub-segment. *Command and control* are the signaling operations sent to the satellite to conduct a mission function, perform diagnostics, reset the state of the equipment, send updates, and/or activate the propulsion systems of the vehicle. Command and control operations are generated on the ground and can be transmitted to the vehicle in several ways. The commands can be sent via a fiber link to a remote ground station, which then transmits the commands via a direct radio frequency (RF) or optical link to the satellite from the ground. The second method uses a set of space relays, where the original commands are sent from the ground via RF or optical link to a relay satellite and then transmitted via RF or optical link to the target satellite. Finally, mobile devices and technologies not associated with a specific ground operations location, such as intra-vehicle communications, can be used to deliver commands to a satellite or its payload.

Internal satellite cybersecurity sub-segment. *Internal vehicle cybersecurity* refers to the cybersecurity capabilities of the satellite vehicle itself, including its ability to protect itself against cybersecurity threats, detect threat actions, respond to cybersecurity attacks, and recover when necessary. These capabilities should be designed as part of security development and integrated early in the system life cycle. Often, internal vehicle cybersecurity is the primary responsibility of small commercial satellite owners and operators, and much of the rest of the architecture is outsourced to external suppliers and providers. Internal vehicle cybersecurity is a feature owned by a satellite in the space segment.

Satellite-to-satellite communications sub-segment. Communications between operational satellites for mission functions – such as command and control, networking of compute capabilities, redundancy of operations and mission functions, tracking, and communications – are known as *inter-vehicle communications*. Therefore, the integrity, availability, and confidentiality of these communications are critical. Satellite-to-satellite communications is a capability of a satellite in the space segment and can be for both docked systems as well as space stations, which are composed of separate operational vehicles.

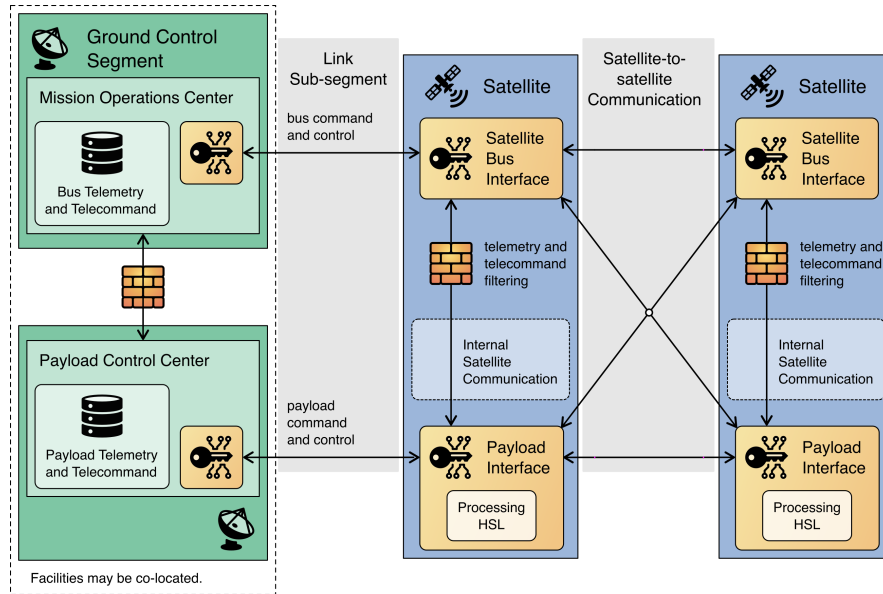


Fig. 2. Major communication links used in space systems

2.1.3. Other Space Architecture Segments

Ground segment. *Ground operations* are terrestrial-based activities that can be automated or conducted by human operators. They often include some or all of the space operations (i.e., station keeping and payload commanding) and can be co-located with launch facilities or at a separate set of facilities. Ground operations can be outsourced in whole or in part. Even at launch, the payload operator may not be collocated with the launch facility.

User segment. These are consumers, such as Global Positioning Systems (GPS) receivers, satellite phone users, satellite Television receivers, vehicles, 5G users, industrial systems, mobile devices, and aircraft.

2.2. Spacecraft Vehicle Life Cycle Phases

The space vehicle experiences different phases of operations, each of which may have unique risks that need to be addressed. This document focuses on the operations phase of the satellite life cycle.

2.2.1. Operational Phase

Operations: Sensing, information processing, data acquisition, and communication. The satellite conducts a mission operation that involves some function or combination of functions for sensing, information processing, data acquisition, and communication. These are functional requirements directly related to the business mission of the satellite and are conducted by the satellite and/or its payloads.

2.2.2. Other Phases

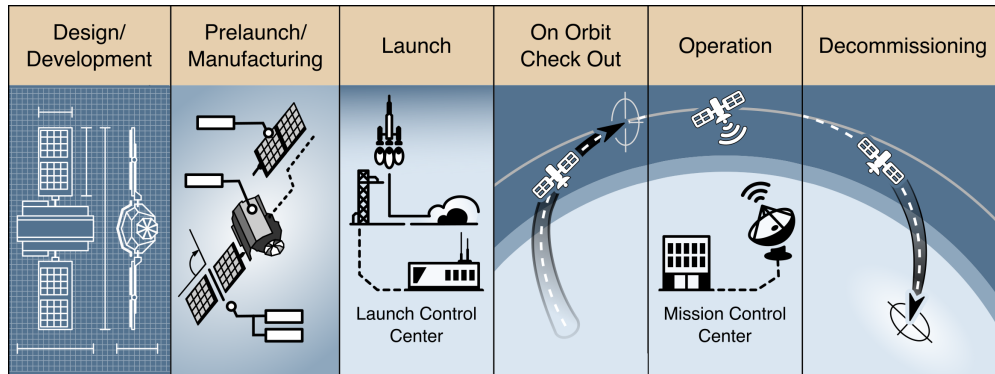


Fig. 3. Phases of operations

Design and development. Is it important to have robust software and hardware design processes where developers add in security and perform proper security testing. Manufactures and companies should be aware of the long lifetime of some spacecraft and build in flexibility to address cyber threats over the lifetime of the vehicle. Specific attention should be placed on the cryptographic modules that may potentially allow for upgrades for post-quantum cryptography. Current operationally deployed systems should also consider using compensating controls to achieve outcomes if the legacy technologies are insufficient.

Assembly. Spacecraft components are procured from across the world and brought together to allow the spacecraft to perform various missions. This step should include tests to validate the functions of components and software, including cybersecurity functionality. The hardware, firmware, and software supply chain are, therefore, a critical component of cybersecurity. Once vehicles are launched, the ability to modify hardware is limited, if not impossible. Hardware implants or vulnerabilities are difficult to mitigate and can have a foundational impact on cybersecurity. However, software on a space vehicle can often be patched or modified from the ground. To deter or minimize supply chain attacks, organizations should understand the security and privacy policies of their suppliers and communicate their requirements to their suppliers and their capabilities to their customers. The profile can be a tool to help manage the supply chain, and the importance of the acquisition process cannot be stressed enough (e.g., using trusted vendors, designing/embedding required security).

Pre-launch. This is a critical time for the vehicle during which operators will test RF links and utilize an umbilical cord to the launch vehicle for diagnostics and telemetry. It is important for operators to understand the connectivity and access that the various satellite health and status monitoring systems have during pre-launch and to ensure the cybersecurity of the test environment. This phase also includes transit to the launch facility from the factory and storage at the launch facility before launch – activities that should be controlled for physical access to the vehicle.

Launch. *Launch* is the phase of space commerce that entails moving the space system to its operational environment (e.g., from a pad, rack, ramp, or other device or installation). Launch can include launch devices and installations, fuel operations and storage, and launch safety and destruct systems. Launch can have significant overlap with ground operations, and the two are

often combined. However, due to the current cost, complexity, and safety concerns associated with launch, it is often outsourced for small commercial satellites.

On-orbit checkout. Once the satellite is placed into orbit, the satellite must beacon and establish a link to the ground command and control system. The satellite typically undergoes several checks to ensure that the systems have survived launch and are operational. The satellite will then enter operational status. Another critical aspect during this time is that command and control of the satellite transfers from the development organization to the operating organization. This phase of the satellite mission should remain a focus from a cybersecurity perspective due to the change in custody and the visibility of these events, which can potentially provide opportunities for malicious actors.

Decommissioning. The decommissioning of a commercial satellite is a high-risk endeavor with requirements for the post-mission disposition of satellites. General good practices include maintaining control of orbital debris released during normal operations, minimizing debris generated by accidental explosions, and ensuring the post-mission disposal of space structures, either by re-entry and burn-up in Earth's atmosphere or by moving the structure to the graveyard orbit. Decommissioning other areas of the space operations architecture can include the need to handle and dispose of sensitive materials, intellectual property, and hazardous materials.

The cybersecurity risks of decommissioning should consider appropriate confidentiality, integrity, and availability considerations, as well as related physical threats to commercial satellite systems once decommissioned. Industry practices – such as following International Organisation for Standards (ISO) standards for decommissioning, international treaty obligations, and domestic regulations – should also be considered.

3. An Introduction to the Cybersecurity Framework

The Cybersecurity Framework was developed in response to Executive Order 13636, *Improving Critical Infrastructure Cybersecurity* [17]. The framework is based on a risk management approach to cybersecurity that can be tailored to various industries. It provides a common terminology and methodology that can be implemented by organizations based on their resources and business needs. The Cybersecurity Framework consists of five functions: identify, protect, detect, respond, and recover. The functions are shown in a circular format to communicate to the user that cybersecurity is an iterative and continuous process that enables an organization to navigate the changing landscape of cybersecurity risks. **Figure 4** shows a visual representation of the CSF and its functions.



Fig. 4. The Cybersecurity Framework

In addition to the five primary functions of the Cybersecurity Framework, there are categories and subcategories that express cybersecurity outcomes and informative references to assist in the implementation of controls that can achieve those outcomes, as shown in **Fig. 5**.

Functions	Categories	Subcategories	Informative References
IDENTIFY			
PROTECT			
DETECT			
RESPOND			
RECOVER			

Fig. 5. Framework core structure

To help explain the context of the categories, subcategories, and informative references, an example of the first row of *Identify* with the category “asset management” is provided in **Fig. 6**. Each category has associated subcategories that describe specific outcomes. The last column of information includes references for that particular outcome that cite applicable NIST and SSO publications.

The following section highlights specific NIST 800-53, Revision 4 and Revision 5 [2], controls that map to the subcategories for the notional scenario.

Function	Category	Subcategory	Informative References
IDENTIFY (ID)	Asset Management (ID.AM): The data, personnel, devices, systems, and facilities that enable the organization to achieve business purposes are identified and managed consistent with their relative importance to business objectives and the organization's risk strategy.	ID.AM-1: Physical devices and systems within the organization are inventoried	<ul style="list-style-type: none"> - CCS CSC 1 - COBIT 5 BAI09.01, BAI09.02 - ISA 62443-2-1:2009 4.2.3.4 - ISA 62443-3-3:2013 SR 7.8 - ISO/IEC 27001:2013 A.8.1.1, A.8.1.2 - NIST SP 800-53 Rev. 4 CM-8
		ID.AM-2: Software platforms and applications within the organization are inventoried	<ul style="list-style-type: none"> - CCS CSC 2 - COBIT 5 BAI09.01, BAI09.02, BAI09.05 - ISA 62443-2-1:2009 4.2.3.4 - ISA 62443-3-3:2013 SR 7.8 - ISO/IEC 27001:2013 A.8.1.1, A.8.1.2 - NIST SP 800-53 Rev. 4 CM-8
		ID.AM-3: Organizational communication and data flows are mapped	<ul style="list-style-type: none"> - CCS CSC 1 - COBIT 5 DSS05.02 - ISA 62443-2-1:2009 4.2.3.4 - ISO/IEC 27001:2013 A.13.2.1 - NIST SP 800-53 Rev. 4 AC-4, CA-3, CA-9, PL-8
		ID.AM-4: External information systems are catalogued	<ul style="list-style-type: none"> - COBIT 5 APO02.02 - ISO/IEC 27001:2013 A.11.2.6 - NIST SP 800-53 Rev. 4 AC-20, SA-9
		ID.AM-5: Resources (e.g., hardware, devices, data, and software) are prioritized based on their classification, criticality, and business value	<ul style="list-style-type: none"> - COBIT 5 APO03.03, APO03.04, BAI09.02 - ISA 62443-2-1:2009 4.2.3.6 - ISO/IEC 27001:2013 A.8.2.1 - NIST SP 800-53 Rev. 4 CP-2, RA-2, SA-14
		ID.AM-6: Cybersecurity roles and responsibilities for the entire workforce and third-party stakeholders (e.g., suppliers, customers, partners) are established	<ul style="list-style-type: none"> - COBIT 5 APO01.02, DSS06.03 - ISA 62443-2-1:2009 4.3.2.3.3 - ISO/IEC 27001:2013 A.6.1.1 - NIST SP 800-53 Rev. 4 CP-2, PS-7, PM-11

Fig. 6. Example of the Identify function from the Framework for Improving Critical Infrastructure Cybersecurity, Version 1.1.

What is a profile?

A profile is a set of subcategories from the framework that is selected by an organization to represent either their current cybersecurity state (i.e., current profile) or their desired cybersecurity state (i.e., target profile). The gap analysis between a current and target profile can help an organization develop an action plan to enhance their cybersecurity posture.

4. Creating a Cybersecurity Program for Space Operations

The application of high-level processes from the Cybersecurity Framework may help satellite operators with the creation and maintenance of a cybersecurity program. While the overall process is applicable to all parts of commercial space architectures and phases of operation, this document also provides a notional example of applying the CSF to generating cybersecurity requirements for the satellite during sensing, information processing, data acquisition, and communications to illustrate how these steps are used and to derive example cybersecurity outcomes, requirements, and controls for this specific use.

4.1. Using the Cybersecurity Framework to Develop a Profile

The Cybersecurity Framework can be used to develop a profile that helps organizations communicate their cybersecurity posture and organize cybersecurity-related tasks and activities. The Framework profile can be used to communicate cybersecurity requirements to suppliers and to manage how risk is mitigated, managed, transferred, or accepted when outsourcing one or more aspects of space operations. Commercial space operations can be hybrid modes with few organizations owning or controlling all parts. Therefore, communicating clear expectations, capabilities, and requirements across the different owners of the space operations scope is critical to understanding and managing cybersecurity risks. Notably, the risk to an organization is impacted by changes in that organization's reliance on the assets, an adversary's capability, and an adversary's intent. Effective risk management requires the steps presented in this section to be visited and revisited on a regular basis.

Step 1: Establish scope and priorities. It is most effective to address cybersecurity in the earliest stages of building the components of the space architecture and embedding risk-reducing measures that meet organizational mission and business objectives into the design and supply chain. However, many commercial satellite operators have already deployed several generations of their vehicles, and many parts of an architecture are in use.

For companies that have already begun deployment, a current cybersecurity profile should be created to describe what cybersecurity outcomes are being achieved. A target profile can be created to describe the outcomes needed to meet the cybersecurity risk management goals of the organization. A gap analysis of the differences between the current profile and the target profile provides information that the organization can use to make decisions regarding cybersecurity.

Step 2: Orient. Once the scope of the cybersecurity program has been determined for mission and business needs, the organization identifies related systems, assets, regulatory requirements,² and its overall risk approach. The organization then works to identify threats and vulnerabilities applicable to those systems and assets.

Step 3: Create a Current Profile. This step allows the organization to understand their current cybersecurity posture. An organization can assess how it is currently

² Some examples of regulatory requirements can be found in Appendix A.

implementing the CSF functions by creating a Current Profile – a list of subcategory activities that are currently being implemented within the organization.

Step 4: Conduct a risk assessment. This initial assessment could be guided by the organization’s overall risk management process or previous risk assessment activities. The organization analyzes the operational environment, identifies emerging risks, and uses cyber threat information from internal and external sources to discern the likelihood of a cybersecurity event and the impact that the event could have on the organization.

Step 5: Create a Target Profile. The organization creates a Target Profile by selecting the subcategories that support the organization’s desired cybersecurity outcomes. Each organization will have a unique risk posture, which will result in a unique set of subcategories.

Step 6: Determine, analyze, and prioritize gaps. The organization compares the Current Profile and the Target Profile to identify potential gaps. When paired with a threat, a risk assessment can be conducted to determine an overall risk rating. This will allow organizations to create a prioritized action plan to address those gaps.

Step 7: Implement action plan. The organization determines which actions to take to address the gaps. The Framework is an iterative process that must be repeated at regular intervals, when the impact to the organization changes, or when the cyberthreat landscape changes. Regularly scheduled reviews of the security profile, gap reassessment, updated action plans, and completed action plans should be conducted at least every two years and/or after relevant cybersecurity incidents or discoveries in the industry.

4.2. Case Study Example

This section provides a short example walk-through using the Cybersecurity Framework steps for a notional low-Earth orbit (LEO) “small satellite vehicle”, which represents only one portion of larger space operations. The same process³ can be applied to other areas of space operations, if needed. In this notional example, a Framework Profile is created to address the core cybersecurity areas below:

- **Identify** assets, threats to those assets, vulnerabilities of those assets, threat models, and regulatory requirements.
- **Protect** assets using outcomes that are then traced to controls and standards.
- **Detect** cybersecurity incidents that result from a risk exposure where an attack has exploited a vulnerability and the realization of threats as they materialize.
- **Respond** to those incidents.
- **Recover** from those incidents.

³ It is important to note that the CSF is not prescriptive about how the steps should be applied, and this use case is one of many possible methods.

4.2.1. Scenario Background

This scenario describes a small company that manufactures and operates a small satellite. The satellite is for commercial use and is only under National Oceanic and Atmospheric Administration (NOAA) regulation⁴ for licensing commercial imagery satellites. Initially, this company is focusing on the satellite (platform and payload).

Step 1. The notional use case is scoped to just the following aspects of **Fig. 1**: the satellite vehicle itself; internal satellite communication cybersecurity (the interaction and interfaces to components within the vehicle); what the satellite receives, consumes, and produces to outside entities; command and control; and sensing, information processing, data acquisition and communication. The notional company only owns and controls the satellite vehicle part of the operations. They will use its generated Target Profile to express cybersecurity requirements for their vehicle and to compare products and services offered for other areas of space operations that are hybrid and/or outsourced.

Step 2. The organization’s business leaders identify relevant regulatory requirements, critical systems, and critical data and model potential high-level threats and vulnerabilities to assets (and their potential impacts). The organization defines its critical systems as those with a direct impact on the satellite itself and their business model, which acquires “data over a geographic area”. Organizational leadership determines that the business and mission-critical systems are:

- Communications technologies
- Guidance control
- Sensor systems

The organization then generates a high-level cybersecurity risk model that can help identify its most severe cybersecurity vulnerabilities, the threat events that are most likely to occur, and events that could have the highest negative impact on the business. This analysis is less rigid than the detailed risk evaluation that occurs in Step 4 and is intended to spur discussion regarding the types of risk events that might have some impact on the organization. The resulting risk understanding helps shape the Current State Profile described in Step 3.

A list of the potential threats and their business impacts is then generated (see **Table 1**).

⁴ See [Licensing | nesdis \(noaa.gov\)](https://www.nesdis.noaa.gov).

Table 1. Mapping of cybersecurity potential threats to business impacts

	<i>Cybersecurity potential threats</i>	<i>Business Impacts</i>
1	Intentional jamming and spoofing of sensor data	Communications technologies Guidance control Sensor systems
2	Interception and theft of sensor data	Communications technologies
3	Intentional corruption of sensor systems	Sensor systems
4	Denial-of-service attack on sensor	Communications technologies
5	Intentional jamming and spoofing of guidance control	Guidance control
6	Hijacking and unauthorized commands to guidance control	Guidance control
7	Malicious code injection	Communications technologies Sensor systems
8	Denial-of-service attack on guidance	Guidance control

To mitigate these high-impact, high-probability events, a set of needed cybersecurity outcomes is generated. These are, in effect, the inverse of the threat models to the critical systems and are placed in the terms used in the core of the CSF where they are most appropriate for the outcomes. For example:

- *Identify/Protect/Detect/Respond/Recover* from jamming, spoofing, and data interception of communication technologies.
- *Protect/Detect/Respond/Recover Guidance Control* from unauthorized access, unauthorized commands, and unauthorized jamming.
- *Protect/Detect/Respond/Recover* from spoofing, interception, and the corruption of sensor data.
- *Protect/Detect/Respond/Recover Satellite Operations* from malicious code attacks.
- *Protect/Detect/Respond/Recover* communication technologies, sensors, and guidance controls from denial-of-service attacks.

Regulations and other requirements for each component of operations – specifically for the sensing satellite vehicle – are identified and used to generate outcomes that are added to the

above list when needed. These are then tagged to identify their sources as regulatory and to ensure that any needed records are generated and maintained on the implementation of these requirements.

Currently, many federal agencies hold oversight over and requirements in different elements of space operations. These are the primary inputs for identifying initial cybersecurity requirements for space commerce systems. Some examples of relevant regulations are described in Appendix A.

Step 3. Assume that the current cybersecurity program is driven solely by regulatory requirements. In the example use case, these are the NOAA requirements for the Licensing of Private Remote Sensing Space Systems:

The methods applicant will use to ensure the integrity of its operations, including plans for: Positive control of the remote sensing space system and relevant operations centers and stations; denial of unauthorized access to data transmissions to or from the remote sensing space system; and restriction of collection and/or distribution of unenhanced data from specific areas at the request of the U.S. Government.[12]

The organization documents the policies, processes, and technologies that are in place, especially those related to the high-level cybersecurity risk issues described in Step 2. The organization should walk through all of the subcategories outlined in the Cybersecurity Framework and select those that are currently in practice. The list of subcategories being addressed forms the Current Profile (**Table 2**).

For the purposes of this example, the company has found that they are currently implementing the following, which will serve as their “Current Profile”.

Table 2. Current Profile

Function	Subcategory	Informative Reference	
		SP 800-53, Rev. 4	SP 800-53, Rev. 5
Protect	PR.AC-1: Identities and credentials are issued, managed, verified, revoked, and audited for authorized devices, users, and processes.	IA-8	IA-8
	PR.AC-4: Access permissions and authorizations are managed to incorporate the principles of least privilege and separation of duties.	AC-1, AC-2, AC-3, AC-5, AC-6, AC-16, AC-24	AC-1, AC-2, AC-3, AC-5, AC-6, AC-16, AC-24

Function	Subcategory	Informative Reference	
		SP 800-53, Rev. 4	SP 800-53, Rev. 5
	PR.AC-7: Users, devices, and other assets are authenticated (e.g., single-factor, multi-factor) commensurate with the risk of the transaction (e.g., individuals' security and privacy risks and other organizational risks).	IA-1, IA-2, IA-3, IA-5, IA-9, IA-10, IA-11	IA-1, IA-2, IA-3, IA-5, IA-9, IA-10, IA-11
	PR.DS-1: Data at rest is protected.	SC-28	SC-28
	PR.DS-2: Data in transit is protected.	SC-8	SC-8
	PR.DS-4: An adequate capacity to ensure availability is maintained.	CP-2, SC-5	CP-2, SC-5
	PR.DS-6: Integrity-checking mechanisms are used to verify software, firmware, and information integrity.	SI-7	SI-7, SI-10
	PR.IP-12: A vulnerability management plan is developed and implemented.	RA-1, RA-3, RA-5, SI-2	RA-1, RA-3, RA-5, SI-2
	PR.PT-5: Mechanisms (e.g., fail-safe, load balancing, hot swap) are implemented to achieve resilience requirements in normal and adverse situations.	PL-8, SC-6	PE-11, PL-8, SC-6
Detect	DE.AE-3: Event data are collected and correlated from multiple sources and sensors.	AU-6, CA-7, IR-4, IR-5, IR-8, SI-4	AU-6, CA-7, IR-4, IR-5, IR-8, SI-4
	DE.CM-1: The network is monitored to detect potential cybersecurity events.	SC-5	AU-12, CA-7, CM-3, SC-5, SC-7, SI-4
	DE.CM-4: Malicious code is detected.	SI-3	SI-4
	DE.CM-7: Monitoring for unauthorized personnel, connections, devices, and software is performed.	AU-12, CA-7, CM-3, CM-8, SI-4	AU-12, CA-7, CM-3, CM-8, SI-4

Step 4. The organization prioritizes and validates the needed cybersecurity outcomes from Step 3 and uses them to inform the specific technical cybersecurity controls to be selected to meet those outcomes.

The organization considers the costs of cybersecurity mitigation and the potential risks addressed in light of each subcategory recorded in the Current State Profile. The team consults various authorities at the Department of Homeland Security and the Department of Defense to better understand potential threats to space-based network operations. The organization joins a local Information Sharing and Analysis Center (ISAC) so that company representatives will have a venue for sharing and receiving prioritized information regarding known risks as the threat and technology landscapes evolve.

The organization applies the principles described in NIST SP 800-30, *Guide for Conducting Risk Assessments* [6], to set a scale for likelihood and impact and to prioritize outcomes and controls that can manage the risks with the most negative impacts and/or that are most cost-effective for their risk management results. The results of this notional risk assessment are presented in **Table 3**. Supported by this information, the organization is then prepared to determine the outcomes that will achieve the desired risk posture in a cost-effective way.

Table 3. Notional risk assessment example

	<i>Cybersecurity Potential Threats</i>	<i>Business Impacts</i>	<i>Severity</i>	<i>Likelihood</i>
1	Intentional jamming and spoofing of sensor data	Loss of data assets for customers	Moderate	Moderate, based on availability of jamming equipment
2	Interception and theft of sensor data	Loss of markets and customers	High	Moderate, based on availability of receiver equipment
3	Intentional corruption of sensor system	Loss of satellite vehicle or loss of data	Critical	Moderate
4	Denial-of-service attack on sensor	Loss of data and/or loss of service	Moderate	Moderate
5	Intentional jamming and spoofing of guidance control	Loss of satellite vehicle	Moderate	Moderate
6	Hijacking and unauthorized commands to guidance control	Loss of satellite vehicle	Critical	Critical
7	Malicious code injection	Loss of satellite vehicle, data corruption, and data loss	Critical	Moderate

	<i>Cybersecurity Potential Threats</i>	<i>Business Impacts</i>	<i>Severity</i>	<i>Likelihood</i>
8	Denial-of-service attack on guidance	Loss of data and/or loss of guidance	Moderate	Moderate

Step 5. The organization creates a Target Profile to express its desired satellite vehicle cybersecurity requirements. **Table 4** maps threats identified in Step 2 to CSF subcategories. These subcategories map to specific NIST SP 800-53 [2] technical controls as found in the informative references section of the Framework.⁵ An ordinal count is made for the number of individual subcategories and threat-pairings that a control might address. This will further assist in establishing priorities and helping with investment decisions. For example, one cybersecurity control might be effective in achieving many of the outcomes sought. This information can assist in understanding priorities and mitigations that might need stronger monitoring, detection, and recovery capabilities.

Table 4. Selection of subcategories to cybersecurity potential threats

Functions	Subcategories	1 Intentional jamming and spoofing of sensor data	2 Interception and theft of sensor data	3 Intentional corruption of sensor systems	4 Denial-of-service attack on sensor	5 Intentional jamming and spoofing of guidance control	6 Hijacking and unauthorized commands to guidance control	7 Malicious code injection	8 Denial-of-service attack on guidance
Identify	ID.AM-1								
	ID.AM-2								
	ID.AM-3								
	ID.AM-4								
	ID.AM-5								
	ID.AM-6								
	ID.BE-1								
	ID.BE-2								
	ID.BE-3								
	ID.BE-4								

⁵ NIST SP 800-53, Rev. 4 and Rev. 5 [2], are given in this example.

Functions	Subcategories	1	2	3	4	5	6	7	8
		Intentional jamming and spoofing of sensor data	Interception and theft of sensor data	Intentional corruption of sensor systems	Denial-of-service attack on sensor	Intentional jamming and spoofing of guidance control	Hijacking and unauthorized commands to guidance control	Malicious code injection	Denial-of-service attack on guidance
	ID.BE-5								
	ID.GV-1								
	ID.GV-2								
	ID.GV-3								
	ID.GV-4								
	ID.RA-1								
	ID.RA-2								
	ID.RA-3								
	ID.RA-4								
	ID.RA-5								
	ID.RA-6								
	ID.RM-1								
	ID.RM-2								
	ID.RM-3								
	ID.SC-1								
	ID.SC-2								
	ID.SC-3								
	ID.SC-4								
	ID.SC-5								
	Protect	PR.AC-1							
PR.AC-2									
PR.AC-3									
PR.AC-4									

Functions	Subcategories	1	2	3	4	5	6	7	8
		Intentional jamming and spoofing of sensor data	Interception and theft of sensor data	Intentional corruption of sensor systems	Denial-of-service attack on sensor	Intentional jamming and spoofing of guidance control	Hijacking and unauthorized commands to guidance control	Malicious code injection	Denial-of-service attack on guidance
	PR.AC-5								
	PR.AC-6								
	PR.AC-7								
	PR.AT-1								
	PR.AT-2								
	PR.AT-3								
	PR.AT-4								
	PR.AT-5								
	PR.DS-1								
	PR.DS-2								
	PR.DS-3								
	PR.DS-4								
	PR.DS-5								
	PR.DS-6								
	PR.DS-7								
	PR.DS-8								
	PR.IP-1								
	PR.IP-2								
	PR.IP-3								
	PR.IP-4								
	PR.IP-5								
PR.IP-6									
PR.IP-7									

Functions	Subcategories	1	2	3	4	5	6	7	8
		Intentional jamming and spoofing of sensor data	Interception and theft of sensor data	Intentional corruption of sensor systems	Denial-of-service attack on sensor	Intentional jamming and spoofing of guidance control	Hijacking and unauthorized commands to guidance control	Malicious code injection	Denial-of-service attack on guidance
	PR.IP-8								
	PR.IP-9								
	PR.IP-10								
	PR.IP-11								
	PR.IP-12								
	PR.MA-1								
	PR.MA-2								
	PR.PT-1								
	PR.PT-2								
	PR.PT-3								
	PR.PT-4								
	PR.PT-5								
Detect	DE.AE-1								
	DE.AE-2								
	DE.AE-3								
	DE.AE-4								
	DE.AE-5								
	DE.CM-1								
	DE.CM-2								
	DE.CM-3								
	DE.CM-4								
	DE.CM-5								
DE.CM-6									

Functions	Subcategories	1 Intentional jamming and spoofing of sensor data	2 Interception and theft of sensor data	3 Intentional corruption of sensor systems	4 Denial-of-service attack on sensor	5 Intentional jamming and spoofing of guidance control	6 Hijacking and unauthorized commands to guidance control	7 Malicious code injection	8 Denial-of-service attack on guidance
			DE.CM-7						
	DE.CM-8								
	DE.DP-1								
	DE.DP-2								
	DE.DP-3								
	DE.DP-4								
	DE.DP-5								
Respond	RS.RP-1								
	RS.CO-1								
	RS.CO-2								
	RS.CO-3								
	RS.CO-4								
	RS.CO-5								
	RS.AN-1								
	RS.AN-2								
	RS.AN-3								
	RS.AN-4								
	RS.AN-5								
	RS.MI-1								
	RS.MI-2								
	RS.MI-3								
	RS.IM-1								
RS.IM-2									

Functions	Subcategories	1 Intentional jamming and spoofing of sensor data	2 Interception and theft of sensor data	3 Intentional corruption of sensor systems	4 Denial-of-service attack on sensor	5 Intentional jamming and spoofing of guidance control	6 Hijacking and unauthorized commands to guidance control	7 Malicious code injection	8 Denial-of-service attack on guidance
		Recover	RC.RP-1						
RC.IM-1									
RC.IM-2									
RC.CO-1									
RC.CO-2									
RC.CO-3									

The creation of this mapping builds a list of CSF subcategories and associated informative references that can be used to express the specific technical requirements of the NIST SP 800-53 [2] control. The selection of the subcategories results in **Table 5**, which is the Target Profile. These include NIST references and those from other sources, such as Standards Development Organizations (SDOs), the Committee on National Security Systems Instruction (CNSSI) 1200, and others that are relevant to the organization.

Table 5. Target Profile

Functions	Subcategories	Informative Reference	
		SP 800-53, Rev. 4	SP 800-53, Rev. 5
Identify	ID.RA-1: Asset vulnerabilities are identified and documented.	CA-2, CA-7, CA-8, RA3, RA-5, SA-5, SA-11, SI-2, SI-4, SI-5	CA-2, CA-7, CA-8, RA-3, RA-5, SA-5, SA-11, SI-2, SI-4, SI-5, PM-15
	ID.RA-2: Cyber threat intelligence is received from information-sharing forums and sources.	SI-5, PM-15, PM-16	SI-5, PM-15, PM-16, RA-10

Functions	Subcategories	Informative Reference	
		SP 800-53, Rev. 4	SP 800-53, Rev. 5
	ID.SC-4: Suppliers and third-party partners are routinely assessed using audits, test results, or other forms of evaluation to confirm that they are meeting their contractual obligations.	AU-6, PS-7, SA-9	AU-6, CA-2, CA-7, PS-7, SA-9, SA-11
Protect	PR.AC-1: Identities and credentials are issued, managed, verified, revoked, and audited for authorized devices, users, and processes.	IA-8	IA-8
	PR.AC-3: Remote access is managed.	AC-1, AC-19, SC-15	AC-1, AC-19, SC-15
	PR.AC-4: Access permissions and authorizations are managed to incorporate the principles of least privilege and separation of duties.	AC-1, AC-2, AC-3, AC-5, AC-6, AC-16, AC-24	AC-1, AC-2, AC-3, AC-5, AC-6, AC-16, AC-24
	PR.AC-6: Identities are proofed and bound to credentials and asserted in interactions.	AC-16, IA-1, IA-2, IA-4, IA-5, IA-12, PE-2, PS-3	AC-16, IA-1, IA-2, IA-4, IA-5, IA-12, PE-2, PS-3
	PR.AC-7: Users, devices, and other assets are authenticated (e.g., single-factor, multi-factor) commensurate with the risk of the transaction (e.g., individuals' security and privacy risks and other organizational risks).	IA-1, IA-2, IA-3, IA-5, IA-9, IA-10, IA-11	IA-1, IA-2, IA-3, IA-5, IA-9, IA-10, IA-11
	PR.DS-1: Data-at-rest is protected.	SC-28	SC-28
	PR.DS-2: Data-in-transit is protected.	SC-8	SC-8
	PR.DS-4: An adequate capacity to ensure availability is maintained.	CP-2, SC-5	CP-2, PE-11, SC-5

Functions	Subcategories	Informative Reference	
		SP 800-53, Rev. 4	SP 800-53, Rev. 5
	PR.DS-6: Integrity-checking mechanisms are used to verify software, firmware, and information integrity.	SI-7	SI-7, SI-10
	PR.DS-8: Integrity-checking mechanisms are used to verify hardware integrity.	SI-7	SI-7
	PR.IP-1: A baseline configuration of information technology/industrial control systems that incorporates security principles (e.g., concept of least functionality) is created and maintained.	CM-2, CM-3, CM-4, CM-5, CM-6, CM-7, CM-9, SA-10	CM-2, CM-3, CM-4, CM-5, CM-6, CM-7, CM-9, SA-10
	PR.IP-3: Configuration change control processes are in place.	CM-3, 4, 10	CM-3, 4, SA-10
	PR.IP-9: Response plans (Incident Response and Business Continuity) and recovery plans (Incident Recovery and Disaster Recovery) are in place and managed.	PS 2,3,4,5,6,7, CM-7	CM-7
	PR.IP-12: A vulnerability management plan is developed and implemented.	RA-1, RA-3, RA-5, SI-2	RA-1, RA-3, RA-5, SI-2
	PR.PT-1: Audit/log records are determined, documented, implemented, and reviewed in accordance with policy.	AU Family	AU1, 2, 3, 6, 7, 12, 13, 14, 16
	PR.PT-3: The principle of least functionality is incorporated by configuring systems to provide only essential capabilities.	AC-3, 8, 9,19	AC-3, CM-7

Functions	Subcategories	Informative Reference	
		SP 800-53, Rev. 4	SP 800-53, Rev. 5
	PR.PT-4: Communications and control networks are protected.	SC-32, AC-4, AC-17, SC-7	AC-12, AC-17, CP-8, SC-5, SC-7, SC-10, SC-20, SC-21, SC-22, SC-23, SC-31, SC-37, SC-38, SC-47
	PR.PT-5: Mechanisms (e.g., fail-safe, load balancing, hot swap) are implemented to achieve resilience requirements in normal and adverse situations.	PL-8, SC-6	PE-11, PL-8, SC-6
Detect	DE.AE-3: Event data are collected and correlated from multiple sources and sensors.	AU-6, CA-7, IR-4, IR-5, IR-8, SI-4	AU-6, CA-7, IR-4, IR-5, IR-8, SI-4
	DE.CM-1: The network is monitored to detect potential cybersecurity events.	SC-5	AU-12, CA-7, CM-3, SC-5, SC-7, SI-4
	DE.CM-4: Malicious code is detected.	SI-3	SI-4
	DE.CM-7: Monitoring for unauthorized personnel, connections, devices, and software is performed.	AU-12, CA-7, CM-3, CM-8, SI-4	AU-12, CA-7, CM-3, CM-8, SI-4
	DE.DP-4: Event detection information is communicated.	AU-6, CA-2, CA-7, RA-5, SI-4	AU-6, CA-2, CA-7, RA-5, SI-4
Respond	RS.CO-5: Voluntary information-sharing occurs with external stakeholders to achieve broader cybersecurity situational awareness.	SI-5, PM-15	SI-5, PM-15
	RS.AN-1: Notifications from detection systems are investigated.	AU-6, CA-7, IR-4, IR-5, PE-6, SI-4	AU-6, CA-7, IR-4, IR-5, PE-6, RA-5, SI-4
	RS.AN-3: Forensics are performed.	AU-7, IR-4	AU-7, IR-4
	RS.MI-1: Incidents are contained.	IR-4	IR-4, CP-2, IR-8

Functions	Subcategories	Informative Reference	
		SP 800-53, Rev. 4	SP 800-53, Rev. 5
Recover	RC.RP-1: The recovery plan is executed during or after a cybersecurity incident.	CP-10, IR-4, IR-8	CP-10, IR-4, IR-8,
	RC.IM-2: Recovery strategies are updated.	CP-2, IR-4, IR-8	CP-2, IR-4, IR-8

Step 6. The organization compares the desired cybersecurity state (as reflected in **Table 5**) and the current cybersecurity state (as reflected in **Table 2**). The organization determines a new cybersecurity baseline, and each row in the Target Profile (**Table 5**) that is not adequately addressed in the Current Profile (**Table 2**) will be part of the new action plan. For example, in the Target Profile, it is desirable to have all sources of cyberthreat intelligence. Since the organization does not currently participate in any industry forum, ID.RA-2 is a part of the action plan. Similarly, subcategories that are in the Target Profile and are sufficiently addressed in the Current Profile are *not* a part of the action plan.

In subsequent iterations, this step will identify gaps between the current and target states and will provide an opportunity to add or update plans.

In light of the desired state, the following action plans for protecting the cybersecurity of the satellite vehicle service are created, as described in the profile.

To protect the satellite and its data from communications spoofing, interception, corruption, tampering, and denial of service:

1. The first task is to identify asset vulnerabilities and document those vulnerabilities as part of a cybersecurity program within the organization. This includes communicating with suppliers to understand their cybersecurity program. ID.RA-1, ID.SC-4.
2. Only allow authorized devices to communicate with the satellite, and employ the following requirements:
 - a. Authenticate the claimed identity of any device attempting to communicate. CSF: PR.AC-1, PR.AC-6, PR.AC-7
 - b. Drop all communication attempts for which the access authorization of the other device cannot be confirmed. CSF: PR.AC-3, PR.AC-4
 - c. Check the integrity of communications and drop any communications where integrity appears to have been violated. CSF: PR.DS-2
3. Only allow authorized devices to access sensitive data within the satellite’s communications.
 - a. Use encryption to protect the contents of communications. CSF: PR.DS-2, PR.DS-4

- b. Require that the recipient of encrypted communications be authenticated before they can decrypt the communications and access their contents. (See 1a above.)
4. Make the satellite's communications resilient to adverse conditions.
 - a. Use communication protocols that ensure delivery. CSF: PR.PT-5
 - b. Have a secondary or alternate communications channel available at all times, and automatically fail over to it when the primary communications channel is not functioning properly. CSF: PR.PT-5
 - c. When communications are unavailable, store any unsent sensor data and send after communications are restored. CSF: PR.PT-5
5. Build protections into the satellite to thwart Distributed Denial of Service (DDoS)-related connection attempts. CSF: PR.PT-4, PR.PT-5
6. Protect the vehicle if communications are compromised.
 - a. Implementation of control PR. IP-9 response and recovery plans is in place in case the command-and-control link is attacked to ensure the safety of the vehicle, such as the ability to act in autonomous safe mode and to avoid collision in the case of a congested orbital slot.
7. Enhance the ability of the vehicle to ingest and share threat data and to react to those data. ID.RA-2
 - a. Currently, threat information-sharing and decision-making happen in the ground segment. However, in the future, spacecraft may autonomously activate or deactivate an on-orbit function as a means of mitigating a potential attack. An additional enhancement of this would be automated threat-sharing that can be ingested by the vehicle.

To protect the satellite and its data from unauthorized access, use, corruption, tampering, and denial of service:

1. Use secure device design and development practices for the satellite hardware, firmware, operating system, and applications.
 - a. Isolate executing processes from each other. See the Secure Software Development Framework (SSDF) publication [16].
 - b. Validate all input, including commands and data (e.g., allow listings, input constraints). See the SSDF publication [16].
 - c. Satellites typically have multiple redundant paths to account for failures in orbit. For example, the MIL-STD-1553 data bus has multiple redundant paths. The standard also calls for an "A" side and a "B" side for space vehicles and associated redundant hardware that will allow the satellite to operate if any component fails. The isolation of the data bus is logical, not physical, and space operators should consider isolation as part of their design and understand the SWAP (i.e., size, weight, and power) impacts that this may produce.
 - d. Build protections into the device for denial-of-service attacks.

2. Prevent and deter attacks against the satellite.
 - a. Use a hardware root of trust to perform a secure boot, which will be the basis for conducting system integrity checks and other health checks or self-tests. CSF: PR.DS-6, PR.DS-8
 - b. Provide update, upgrade, and uninstall capabilities for firmware and software. CSF: PR.IP-12
 - c. Configure the satellite to avoid known security weaknesses. CSF: PR.IP-1, PR.IP-3
 - d. Prevent unauthorized software from executing (e.g., anti-malware software, application allow listings software, code signing). CSF: DE.CM-4, DE.CM-7, PR.PT-3
3. Only allow authorized parties to access and alter sensor data stored on the satellite.
 - a. Enforce the principle of least privilege. CSF: PR.AC-4, PR.DS-1
 - b. Protect the integrity of all stored sensor data. CSF: PR.DS-1, PR.DS-6

To detect, respond to, and recover from attacks and incidents involving the satellite, its data, and its communications:

1. Log security-related events, and continuously review the logs. CSF: PR.PT-1, DE.AE-3, DE.CM-1
2. Investigate suspicious events. CSF: DE.DP-4, RS.AN-1, RS.AN-3, RS.CO-5
3. Prevent an incident from continuing or expanding (e.g., by failing safe). CSF: RS.MI-1
4. Recover from incidents by restoring data and software. RC.RP-1, RC.IM-2

To obtain the most current and accurate threat data to inform the residual risk analysis:

1. The organization joins a local Information Sharing and Analysis Center (ISAC) so that company representatives will have a venue for sharing and receiving prioritized information regarding known risks as the threat and technology landscapes evolve.
2. The organization defines a protocol to consult various authorities at National Air and Space Administration (NASA), NOAA, Federal Aviation Administration (FAA), the Department of Homeland Security, and/or the Department of Defense to better understand potential threats to space-based network operations.

Step 7. Security leaders present the action plan, business case, and requests for appropriate resources to key company stakeholders and executives for approval. Processes to monitor and review the plan's implementation ensure that the activities sufficiently address cybersecurity risks to satellite operations, allow for future updates to the profiles, and maintain oversight over external service providers.

An organization repeats the steps as needed to continuously assess and improve its cybersecurity posture. For example, organizations may find that more frequent repetition of the Orient step improves the quality of risk assessments. Furthermore, organizations may monitor progress through iterative updates to the Current Profile, subsequently comparing the Current Profile to

the Target Profile. Organizations may also use this process to align their cybersecurity program with their desired Framework Implementation Tier.

4.3. Conclusion

NIST has provided this example to show how an organization could apply the steps of the Cybersecurity Framework to evaluate and address possible security risks. NIST recommends that organizations use the steps that best apply to their threat models, business cases, and risk tolerance. As the industry expands, NIST will continue to support the community through research products.

References

- [1] National Institute of Standards and Technology (2001) Security requirements for cryptographic modules (U.S. Department of Commerce, Washington, D.C.), Federal Information Processing Standards Publications (FIPS PUBS) 140-3, March 22, 2019. <https://doi.org/10.6028/NIST.FIPS.140-3>
- [2] Joint Task Force Transformation Initiative Interagency Working Group (2013) Security and privacy controls for federal information systems and organizations (National Institute of Standards and Technology, Gaithersburg, MD), NIST Special Publication (SP) 800-53, Rev. 4, Includes updates as of January 22, 2015. <https://doi.org/10.6028/NIST.SP.800-53r4>
- [3] National Oceanic and Atmospheric Administration (2007) U.S. Leadership in Space Commerce: Strategic Plan for the Office of Space Commercialization (OSC) (U.S. Department of Commerce). Available at <https://www.space.commerce.gov/wp-content/uploads/NOAA-2007-Space-Commercialization-Strategic-Plan-6-pages.pdf>
- [4] White House (2010) National Space Policy of the United States of America (White House, Washington, D.C.) Available at https://obamawhitehouse.archives.gov/sites/default/files/national_space_policy_6-28-10.pdf
- [5] National Institute of Standards and Technology (2018) Framework for Improving Critical Infrastructure Cybersecurity, Version 1.1. (National Institute of Standards and Technology, Gaithersburg, MD). <https://doi.org/10.6028/NIST.CSWP.6>
- [6] National Institute of Standards and Technology (2012) Guide for Conducting Risk Assessments. (National Institute of Standards and Technology, Gaithersburg, MD), NIST Special Publication (SP) 800-30, Rev. 1. <https://doi.org/10.6028/NIST.SP.800-30r1>
- [7] Committee on National Security Systems (2012) National Information Assurance Policy for Space Systems Used to Support National Security Missions (Committee on National Security Systems, National Security Agency, Ft. Meade, MD), Committee on National Security Systems Publication (CNSSP) No. 12. Available at <https://www.hsdl.org/?view&did=726945>
- [8] Federal Communication Commission Internal Bureau Satellite Division. Available at <https://www.fcc.gov/general/international-bureau-satellite-division>
- [9] [Licenses & Permits: Commercial Space Transportation \(faa.gov\)](https://www.faa.gov/licenses-permits/commercial-space-transportation)
- [10] Pub. L. 111-314, Dec. 18, 2010, 124 Stat. 3409. Chapter 601, Land Remote Sensing Policy. Available at http://prod.nesdis.acsitefactory.com/sites/g/files/anmtlf151/files/2021-08/National_and_Commercial_Space_Programs_Act_60101.pdf
- [11] Federal Register, Vol. 71, No. 79, April 25, 2006. 15 CFR Part 960. Licensing of Private Land Remote-Sensing Space Systems. National Oceanic and Atmospheric Administration. Available at <https://www.nesdis.noaa.gov/CRSRA/files/15%20CFR%20Part%20960%20Regs%202006.pdf>
- [12] National Environmental Satellite Data and Information Service Licensing of Private remote Sensing Space Systems. Available at <https://www.nesdis.noaa.gov/CRSRA/licenseHome.html>
- [13] Hacking Satellites, Look Up Into the Sky, Infosec Institute September 18, 2013. Available at <https://resources.infosecinstitute.com/hacking-satellite-look-up-to-the-sky>
- [14] Hacking satellites, November 21, 2011. By Pierluigi Paganini SecurityAffairs.com. Available at <http://securityaffairs.co/wordpress/236/cyber-crime/hacking-satellites.html>

- [15] How To Hack The Sky, Andy Greenberg, Forbes Staff, Feb 2, 2010. Available at <https://www.forbes.com/2010/02/02/hackers-cybercrime-cryptography-technology-security-satellite.html?sh=5c345786731f>
- Security Threats against Space Systems, CCSDS, December 2015. Available at <https://public.ccsds.org/Pubs/350x1g3.pdf>
- [16] Souppaya MP, Scarfone KA, Dodson DF (2022) Secure Software Development Framework (SSDF) Version 1.1: Recommendations for Mitigating the Risk of Software Vulnerabilities. (National Institute of Standards and Technology, Gaithersburg, MD), NIST Special Publication (SP) 800-218. Available at <https://csrc.nist.gov/pubs/sp/800/218/final>
- [17] Executive Order 13636 (2013) Improving Critical Infrastructure Cybersecurity. (The White House, Washington, DC), February 12, 2013. Available at <https://obamawhitehouse.archives.gov/the-press-office/2013/02/12/executive-order-improving-critical-infrastructure-cybersecurity>.

Appendix A. Examples of Relevant Regulations

This appendix provides examples of regulations that may be relevant to some but not all commercial satellite operations. It is important for each organization to identify the potential regulation and regulatory agencies that apply to their specific operations and business.

Department of Defense /Intelligence Communities/National Geospatial Agency

From the *National Information Assurance Policy for Space Systems Used to Support National Security Missions* by the Committee on National Security Systems Publication (CNSSP) No. 12:

Presidential Policy Directive (PPD-4), *National Space Policy of the United States of America*...reiterates that United States national security is critically dependent upon space capabilities and this dependence will grow. Space activities are also closely linked to the operation of the United States Government's (USG) critical infrastructures and have increasingly been leveraged to satisfy national security requirements. Therefore, increased assurance and resilience are needed for the mission-essential functions of national security space systems, including their supporting infrastructure, to help protect against disruption, degradation, and destruction, whether from environmental, mechanical, electronic, or hostile means.

The primary objective of this policy [CNSSP-12] is to help ensure the success of national security missions that use space systems, by fully integrating information assurance into the planning, development, design, launch, sustained operation, and deactivation of those space systems used to collect, generate, process, store, display, or transmit national security information, as well as any supporting or related national security systems. Fully addressing information assurance is especially important for the space platform portion of space systems, since any vulnerability in them normally cannot be eliminated once launched.

Federal Communications Commission (FCC)

The primary mission of the International Bureau Satellite Division of the Federal Communications Commission (FCC) is to serve U.S. consumers by promoting a competitive and innovative domestic and global telecommunications marketplace. The Division strives to achieve this goal by:

1. Authorizing as many satellite systems as possible and as quickly as possible to facilitate deployment of satellite services.
2. Minimizing regulation and maximizing flexibility for satellite telecommunications providers to meet customer needs.
3. Fostering efficient use of the radio frequency spectrum and orbital resources.

The Division also provides expertise about the commercial satellite industry in the domestic spectrum management process and advocates U.S. satellite radiocommunication interests in international coordination and negotiations.

Federal Aviation Administration (FAA)

The Office of Commercial Space Transportation (AST) was established in 1984...as part of the Office of the Secretary of Transportation within the Department of Transportation (DOT). In November 1995, AST was transferred to the Federal Aviation Administration (FAA) as the FAA's only space-related line of business. AST was established to:

- Regulate the U.S. commercial space transportation industry, to ensure compliance with international obligations of the United States, and to protect the public health and safety, safety of property, and national security and foreign policy interests of the United States;
- Encourage, facilitate, and promote commercial space launches and reentries by the private sector;
- Recommend appropriate changes in federal statutes, treaties, regulations, policies, plans, and procedures; and
- Facilitate the strengthening and expansion of the United States space transportation infrastructure.

National Oceanic and Atmospheric Administration (NOAA)

Regarding the Commercial Remote Sensing Regulatory Affairs (CRSRA) Licensing Program:

This web site is intended to provide U.S. laws, regulations, policies, and guidance pertaining to the operation of commercial remote sensing satellite systems. Pursuant to the National and Commercial Space Programs Act (NCSPA or Act), 51 U.S.C. § 60101, et seq, responsibilities have been delegated from the Secretary of Commerce to the Assistant Administrator for NOAA National Environmental Satellite, Data, and Information Service (NOAA/NESDIS) for the licensing of the operations of private space-based remote sensing systems. In accordance with the Act, the regulations 15 CFR Part 960 concerning the licensing of private remote sensing space systems have been promulgated.

Space Policy Directive 5 (non-regulatory)

(SPD-5) [Memorandum on Space Policy Directive-5 – Cybersecurity Principles for Space Systems](#). This policy will foster practices across the commercial space industry that protect space assets and their supporting infrastructure from cyber threats and ensure continuity of operations. SPD-5 states that adoption by industry should include practices aligned with NIST's Cybersecurity Framework to reduce the risk of malware infection and malicious access to systems.

Appendix B. List of Symbols, Abbreviations, and Acronyms

Selected acronyms and abbreviations used in this paper are defined below.

AST

Office of Commercial Space Transportation

CFR

Code of Federal Regulations

CIO

Chief Information Officer

CNSS

Committee on National Security Systems

CNSSP

Committee on National Security Systems Publication

CRSRA

Commercial Remote Sensing Regulatory Affairs

CSF

Cybersecurity Framework

CTO

Chief Technology Officer

DOT

Department of Transportation

FAA

Federal Aviation Administration

FCC

Federal Communications Commission

FOIA

Freedom of Information Act

IR

Interagency or Internal Report

ITL

Information Technology Laboratory

LEO

Low-Earth Orbit

NCSPA

National and Commercial Space Programs Act

NESDIS

National Environmental Satellite, Data, and Information Service

NIST

National Institute of Standards and Technology

NOAA

National Oceanic and Atmospheric Administration

NSA

National Security Agency

OSC

Office of Space Commercialization

PPD

Presidential Policy Directive

SDO

Standards Development Organization

SP

Special Publication

SSO

Standard-Setting Organization

TT&C

Telemetry Tracking and Command

Appendix C. Glossary

beacon

Initial signal by satellite conducted when first put into mission operation in order to establish communications with command and control and report initial operating status.

bus

The infrastructure of a space platform typically consisting of the basic physical structures, mechanisms, and subsystems for propulsion, power, thermal control, attitude determination and control, and TT&C (telemetry, tracking, and command) communications and processing.

crosslinks

Communication between satellites.

Current Profile

The “as is” state of system cybersecurity.

downlink

Communication that originates from the satellite to the ground.

payload

Mission-specific items of the overall satellite that are not part of the overall operations or “flying” of the satellite.

profile

A representation of the outcomes that a particular system or organization has selected from the Framework Categories and Subcategories.

risk

The level of impact on organizational operations (including mission, functions, image, or reputation), organizational assets, or individuals that result from the operation of an information system given the potential impact of a threat and the likelihood of that threat occurring.

satellite

Bus and payload combined into one operational asset.

space structures

Any human-made assets in space, including “space debris” or “space junk” that is no longer in use for any business or mission need.

Target Profile

The desired outcome or “to be” state of cybersecurity implementation.

telemetry

The science of measuring a quantity or quantities, transmitting the results to a distant station, and interpreting, indicating, and/or recording the quantities measured.

threat

Any circumstance or event with the potential to adversely impact organizational operations (including mission, functions, image, or reputation), organizational assets, or individuals through an information system via unauthorized access, destruction, disclosure, modification of information, and/or denial of service; the potential for a threat source to successfully exploit a particular information system vulnerability.

umbilical cord

The cable that connects the space vehicle to the launch pad during pre-launch to monitor the vehicle health and is disconnected or cut when the vehicle launches; enables the exchange of data with ground launch mission systems.

uplink

Communication that originates from the ground to the satellite.

vehicle

Space operational items that include the launching items used to place the satellite, bus, and/or payload into orbit.

vulnerability

Weakness in an information system, system security procedures, internal controls, or implementation that could be exploited or triggered by a threat source.